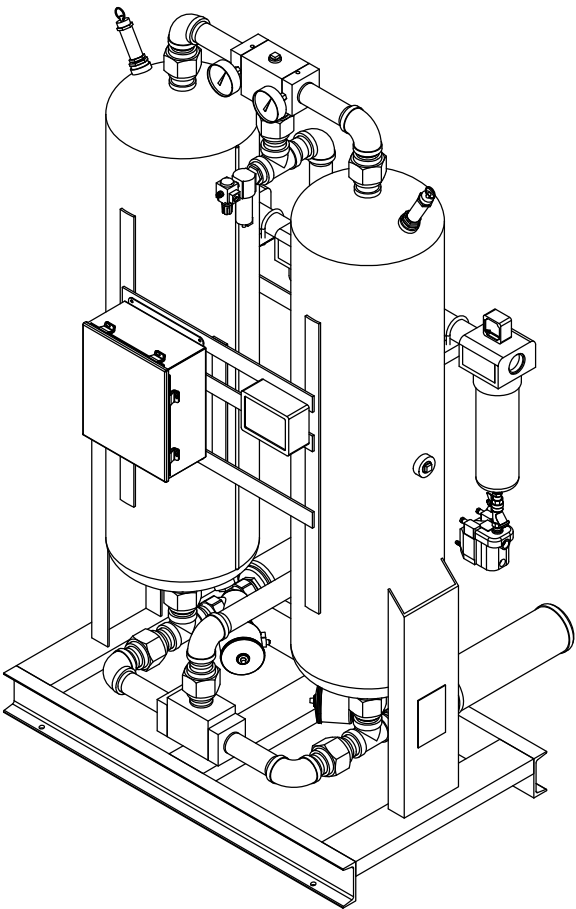

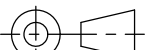


ITEM NO	QTY	DESCRIPTION
1	2	DESICCANT VESSEL
2	1	INLET SHUTTLE VALVE
3	1	OUTLET SHUTTLE VALVE
4	2	PURGE EXHAUST VALVE
5	2	EXHAUST MUFFLER
6	2	PRESSURE GAUGE
7	2	PRESSURE RELIEF VALVE
8	1	ELECTRICAL ENCLOSURE
9	1	CARBON MONOXIDE MONITOR
10	1	PRE-FILTER
11	1	ACTIVATED CARBON FILTER
12	1	AFTER FILTER
13	1	ZERO-LOSS DRAIN



PROPRIETARY AND CONFIDENTIAL
THE INFORMATION CONTAINED IN THIS DRAWING IS THE SOLE PROPERTY OF AIRCEL LLC. ANY REPRODUCTION IN PART OR AS A WHOLE WITHOUT THE WRITTEN PERMISSION OF AIRCEL LLC IS PROHIBITED.

UNLESS OTHERWISE SPECIFIED:				NAME		DATE				COMPRESSED AIR AND GAS PRODUCTS 323 CRISP CIRCLE MARYVILLE TENNESSEE 37801 PHONE: 865-681-7066 FAX: 865-681-7069	
DIMENSIONS ARE IN INCHES TOLERANCES: FRACTIONAL ± 0.125 ANGULAR: ±0.5° TWO PLACE DECIMAL ± .03 THREE PLACE DECIMAL ± .003  THIRD ANGLE PROJECTION		DRAWN		O.P.		02/21/12		TITLE: DRYER, DESICC, BHD-450 STD ASSY: 200 PSIG, 100 DEG F, T-16, REV 2			
		CHECKED		M.S.		02/21/12					
		ENG APPR.									
		MFG APPR.									
		Q.A.									
MATERIAL		COMMENTS:						SIZE		DWG. NO.	
FINISH								B		AG9978140	
DO NOT SCALE DRAWING								SCALE: 1:50		WEIGHT:	