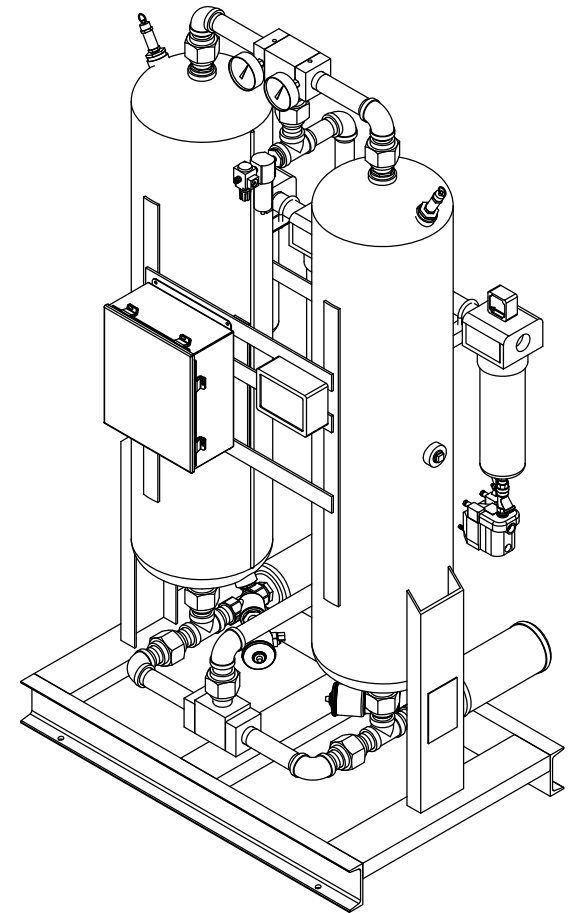

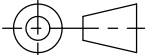


ITEM NO	QTY	DESCRIPTION
1	2	DESICCANT VESSEL
2	1	INLET SHUTTLE VALVE
3	1	OUTLET SHUTTLE VALVE
4	2	PURGE EXHAUST VALVE
5	2	EXHAUST MUFFLER
6	2	PRESSURE GAUGE
7	2	PRESSURE RELIEF VALVE
8	1	ELECTRICAL ENCLOSURE
9	1	CARBON MONOXIDE MONITOR
10	1	PRE-FILTER
11	1	ACTIVATED CARBON FILTER
12	1	AFTER FILTER
13	1	ZERO-LOSS DRAIN



UNLESS OTHERWISE SPECIFIED:		NAME		DATE	<div><div>COMPRESSED AIR AND GAS PRODUCTS 323 CRISP CIRCLE MARYVILLE TENNESSEE 37801 PHONE: 865-681-7066 FAX: 865-681-7069</div></div>	
<div>DIMENSIONS ARE IN INCHES TOLERANCES: FRACTIONAL <math>\pm 0.125</math> ANGULAR: <math>\pm 0.5^\circ</math> TWO PLACE DECIMAL <math>\pm .03</math> THREE PLACE DECIMAL <math>\pm .003</math></div> <div></div> <div>THIRD ANGLE PROJECTION</div>		DRAWN	O.P.	02/21/12	<div>TITLE:</div> <div>DRYER, DESICC, BHD-250 STD ASSY; 1 PRE &amp; 2 AFTER FILTERS; 200 PSIG, 100 DEG F, T-14, REV 2</div>	
		CHECKED	M.S.	02/12/12		
		ENG APPR.				
		MFG APPR.				
		Q.A.				
MATERIAL		COMMENTS:			SIZE	DWG. NO.
FINISH					B	AG9977940
DO NOT SCALE DRAWING					SCALE: 1:50	WEIGHT:

PROPRIETARY AND CONFIDENTIAL  
THE INFORMATION CONTAINED IN THIS DRAWING IS THE SOLE PROPERTY OF AIRCEL LLC. ANY REPRODUCTION IN PART OR AS A WHOLE WITHOUT THE WRITTEN PERMISSION OF AIRCEL LLC IS PROHIBITED.